



KZW-W002



KZW-W001

1. AC binding only support 2.4GHz wifi. (Do not support 5GHz wifi or WPS)
2. AC binding do not support non-secured wifi. (Only support those wifi which has password)
3. Make sure wifi router is not far away from AC. (Or make sure wifi signal around AC is strong)
4. When binding AC, make sure that phone and AC is in the same wifi network.
5. Wireless router settings:
  - 5.1 Make sure Security Options is WPA2-PSK[AES].
  - 5.2 Make sure Wireless Mode is 11b/g/n.
  - 5.3 Do not open Wireless Isolation.
  - 5.4 Do not open MAC Filtering.
  - 5.5 Suggest that wifi name or password should not contain special characters.
  - 5.6 Wifi name and password need to be 2~31 characters.

Follow instructions in WI-Fi APP

Follow the binding tips of HaierSmartAir2 APP, binding AC is very easy.

But maybe binding AC is failed sometimes for other reasons. (In addition to the foregoing description)

1. Before the beginning of the binding , is determined have air conditioning off , and then power on again , then set the air conditioner to " refrigeration , low wind , 30 degrees ."

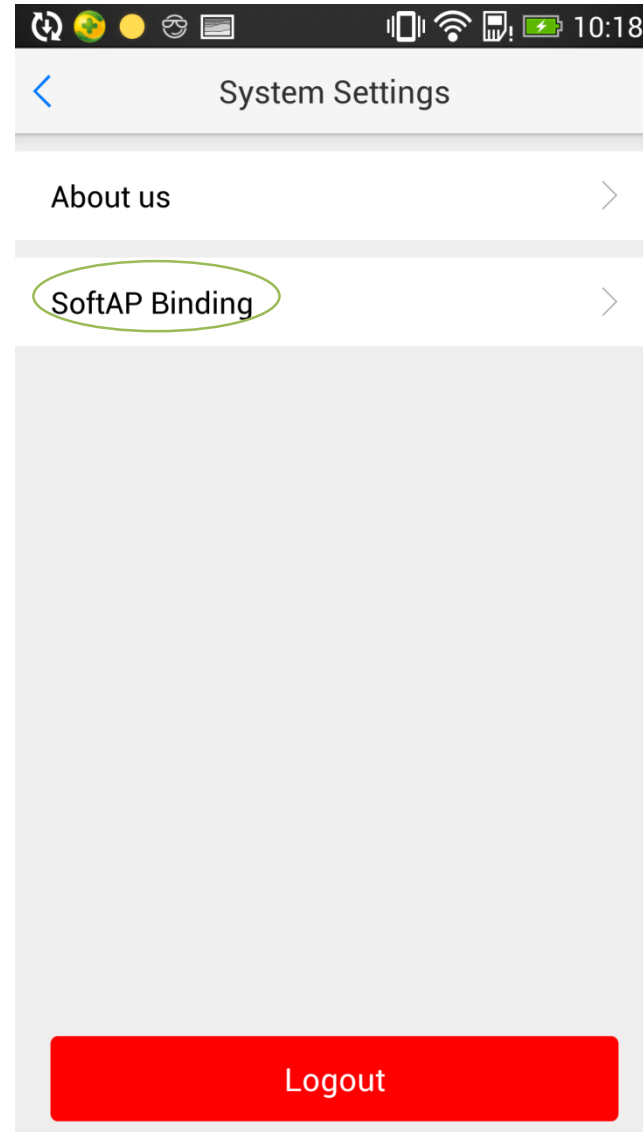
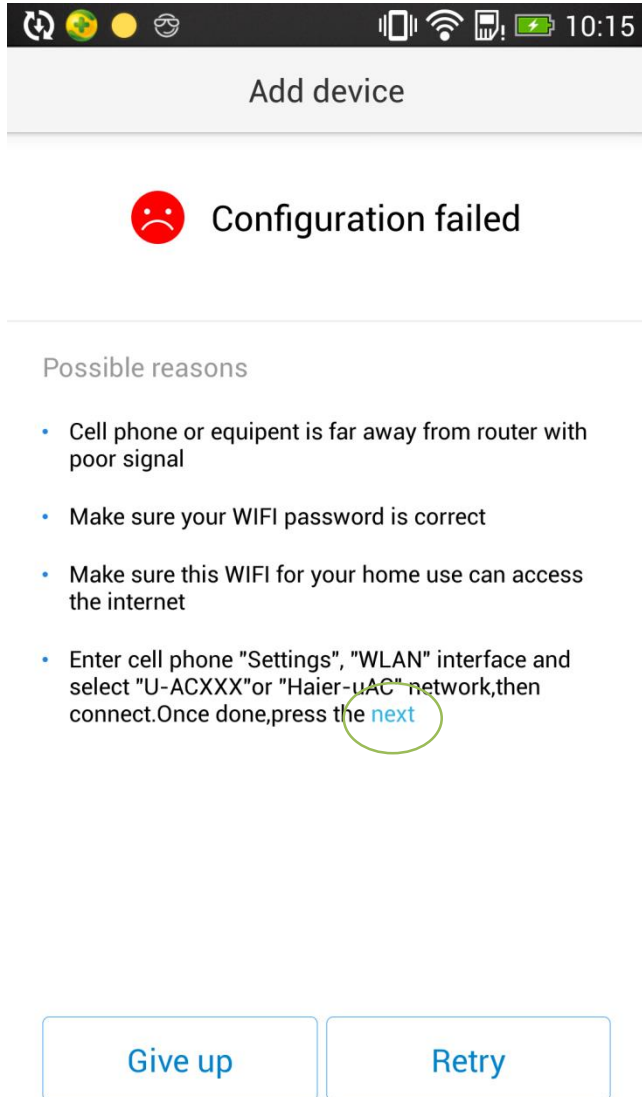
After the air conditioning set, Wi-Fi module can be observed if the red light flashes quickly :

If the red light blinks rapidly , the representative of Wi-Fi module has entered configuration mode , you can use the APP binding operation ;

If the red light is not representative of Wi-Fi module does not enter configuration mode, where air conditioning is certainly not binding on the need to check the connection Wi-Fi module and computer board .

2. If there is no problem above , APP binding air conditioning fails, check whether the Phone settings-WLAN can be found inside the 'U-ACxxxx' or 'Haier-uAC' signal , if seized, can draw two inlets rebinding , see next page picture .

3. If you have an air conditioner bound ( air conditioning has the following in your account ) , and still use your account tied to repeat this air conditioner, please unbundling this air conditioner and then rebind



4. Make sure the wireless router and air conditioning not too far ( preferably in the same room ).

a. near an air conditioner can use the mobile Internet , web pages open quickly if the phone described Wi-Fi signal strength around the air conditioner should be no problem .

b. or use Android phones to download a Wi-Fi analyser (Google search app store should be able to ) , after open Wi-Fi analyser see right , you can see the current respective Wi-Fi signal strength and location of the channel .

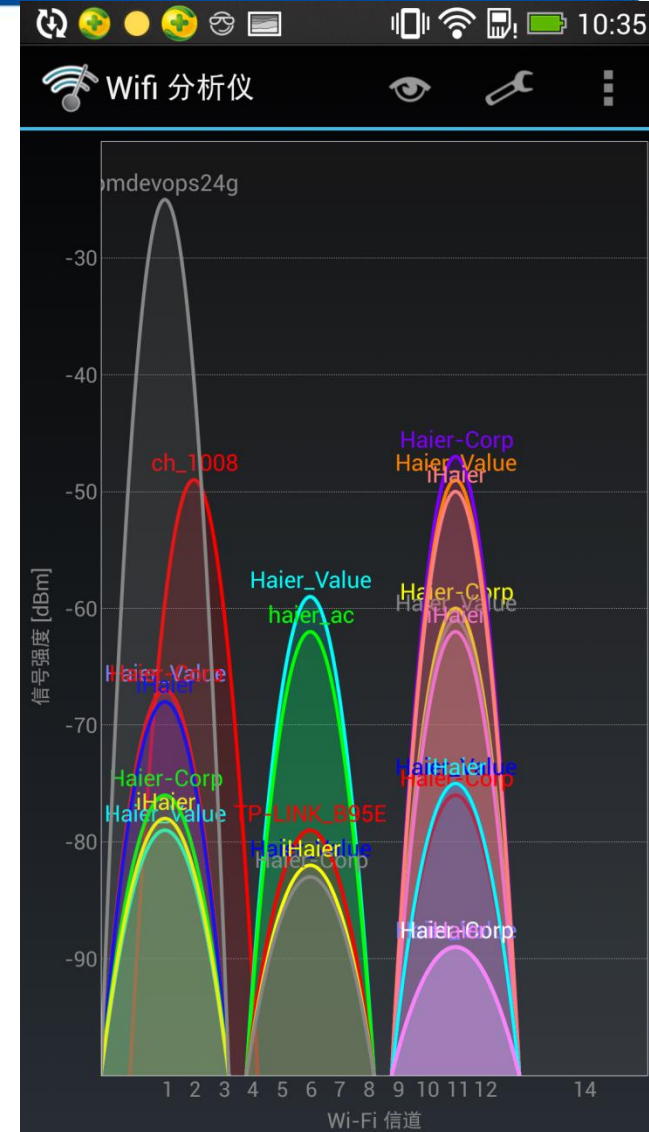
Near an air conditioner through Wi-Fi analyser view : If the peak is higher, the stronger the air conditioning around the Wi-Fi signal.

It can be seen from the figure , pmdevops24g the strongest Wi-Fi signal .

Air conditioning around the Wi-Fi signal strength is preferably -60dB or more.

If the Wi-Fi signal strength at -65dB or less , air conditioning will not be tied on . Even tied , and will often dropped .

5. If a channel more Wi-Fi signal , causing your Wi-Fi signal strength at -60 ~ -70dB fluctuations , it is recommended to adjust your Wi-Fi channel , avoid using the same channel .



Finally, the need to know two things:

6. The account can be bound to a plurality of air conditioners , but an air conditioner can only under one account.

Air conditioning can be multiple accounts has binding operation , but will eventually be bound in the final account , the account will be automatically bound front unlink .

If you want to control more than a mobile phone the same air-conditioning , you can log in with an account control.

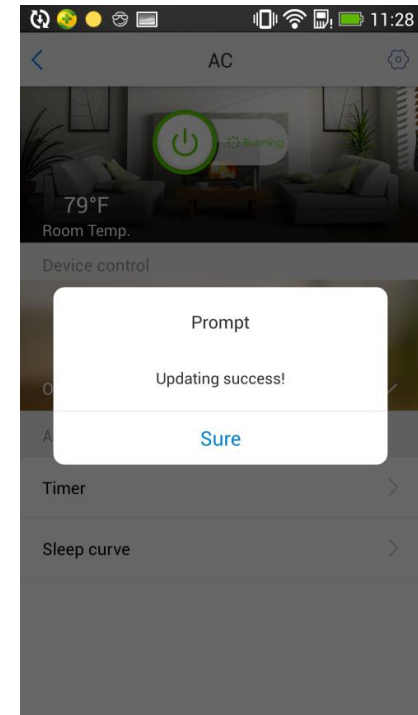
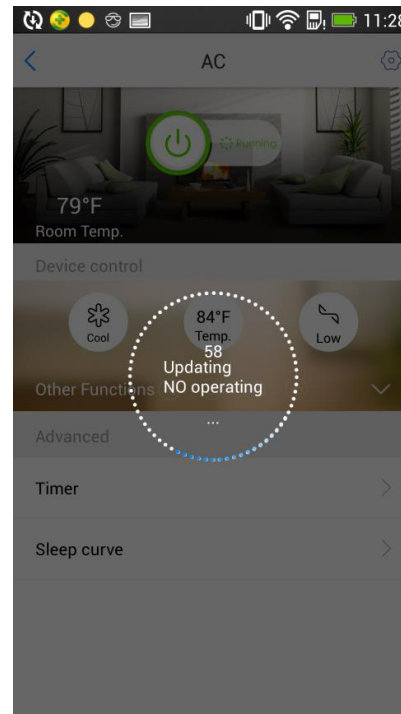
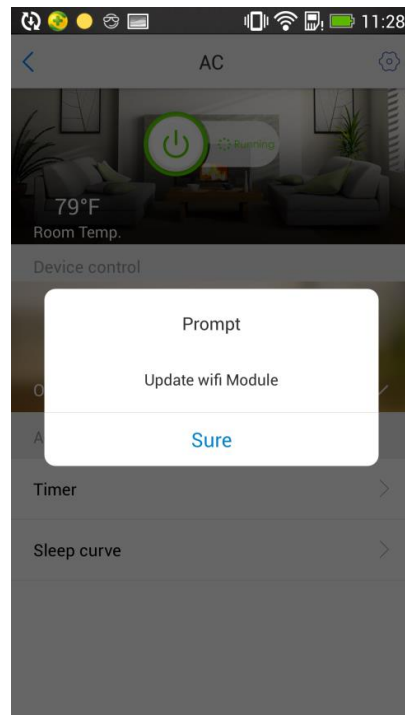

7. If it is not binding for air conditioning , the air conditioner just power within 30 minutes , please do not set the air conditioning to " refrigeration , low winds , 30 degree" status .

HaierSmartAir2 compatibility with older black box Wi-Fi module (MAC 0007 begin with ) .

Binding step is consistent with the USB module .

After the old black box Wi-Fi module is bundled with success HaierSmartAir2, HaierSmartAir2 Wi-Fi module will automatically upgrade the program and prompt , as follows .

After a successful upgrade , you can use normal



Hotels, hospitals and other large venues, the audience is using Wi-Fi coverage , the use of multiple wireless AP (Access Point) to boost the signal , and Wi-Fi only one name .

Two cases:

1.Wifi no password , the phone can be directly connected to the Wi-Fi , but after the phone is connected to the Wi-Fi require authentication ( such as passwords , SMS verification codes, etc. ) to the Internet .

Wi-Fi this situation have rights management restrictions , air conditioning can not be binding.

2.Wifi password , lost password to connect to the phone on Wi-Fi to the Internet , you do not need to be authenticated

Phenomenon : When binding air conditioning , losers Wi-Fi password the next step , air conditioning will ring twice while setting the temperature becomes 29 degrees , but in the end APP configuration fails

Please try the following method :

- a. Prepare two phones A and B , turn on the phone A hot spot , mobile phone connection B A hotspot phone B using the air conditioner tie HaierSmartAir2
- b. B phone connection site Wi-Fi, turn off the phone A hotspot of mobile phone B use HaierSmartAir2 continue to bind this air conditioner , the last prompts fail
- c. HaierSmartAir2 phone B on the return to the first screen , air conditioning will be displayed online